



Finglas Youth Resource Centre CLG Annual Report and Accounts 2016



Contents

Directors and Other Information.....	3
Directors Report	4
Governance	4
Chairpersons' Report	5
Child Protection.....	4
Risk Management.....	4
Project Leader Report.....	6
Staff.....	11
Facilities	11
Financial Review of the Year	12
Statement of Trustees' Responsibilities.....	13
Independent Auditors Report	14
Statement of Financial Activities	17
Summary Income and Expenditure	18
Balance Sheet	19
Cash Flow Statement	20
Notes to the Financial Statements	21

Directors and Other Information

Directors	Leslie Ann Scott Helena Reilly Larry Dooley Anne Fitzgerald Paul McAuliffe Geraldine Magee Emma Murphy Jean Darcy Paul Hennelly Tom Scully	Chairperson Resigned 19 th October 2016 Resigned 18 th July 2016 Appointed 29 th November 2016
Company Secretary	Helena Reilly	
Operational/staffing Committee	Leslie Scott Helena Reilly Jean Darcy Larry Dooley	
Company Number	381300	
Charity Number	CHY16422	
Registered Office	Mellowes Road	
Auditors	BKRM Corporate Services Limited t/a BKRM Registered Auditors & Business Consultants 81/82 North Strand Road Dublin 3	
Bankers	Bank of Ireland Ballygall Road Finglas Dublin 11	
Solicitors	O'Reilly Doherty & Co 6 Main Street Finglas Dublin 11	
Child Protection Officer	Lynne O'Connor/Helena Reilly	
Annual Return Date	4 th August	

Directors Report

The Directors are pleased to present their annual directors report and financial statements for the Finglas Youth Resource Centre CLG (FYRC) for the year ended 31st December 2016 which are prepared to meet the requirements for a directors' report and accounts for Companies Act purposes.

The financial statements comply with the Charities Act 2009, the Companies Act 2014 and Statement Of Recommended Practice applicable to charities preparing their accounts in accordance with the Financial Reporting Standard applicable in the UK and Republic of Ireland (FRS 102) (effective 1 January 2015).

Governance

The Finglas Youth Resource Centre is a company limited by guarantee not having a share capital and is governed by a voluntary Board of management which consists of representatives from the local community, local organisations, skill specific, An Garda Síochána and a local Councillor.

In 2016 the FYRC expanded its company membership beyond that of the directors. We invited a selection of people from the community and service users over the age of eighteen to become Company Members of the FYRC. Their role is to ensure the FYRC operates within its stated objectives and aims and elect the Board of Directors at our AGM. We successfully recruited twelve additional members.

In each calendar year the Board hold eleven management meetings and an AGM. The Board also meet on an ad hoc basis when required.

In conjunction with this there is an operational/staffing committee consisting of four members of the board who meet at strategic times throughout the year and when necessary.

The Finglas Youth Resource Centre are involved in the National Quality Standard Framework (NQS) and completed its third year of cycle two of this process in 2016.

The FYRC will work closely with all stakeholders to renew its strategic plan for 2018+

Child Protection

The FYRC is committed to protecting the rights of young people, in particular those who avail of our service. There is a designated liaison person at senior management level for child protection and also a designated liaison person on the board of management to ensure compliance with the State's reporting requirements in respect of any concerns for the protection or welfare of young people.

All FYRC staff receive Children First training every two years.

Risk Management

The FYRC have policies and procedures in place to help establish boundaries for acceptable behaviour and give guidelines for best practices. These policies contribute to the culture of the organisation as they instil norms and values.

The directors have responsibility for and are aware of the risks associated with the operating activities of the FYRC and are committed to setting up a comprehensive Risk Register which will be reviewed quarterly and when necessary. It will identify all risks relating to the organisation and its' services, including those of a financial and non-financial nature.

Chairpersons' Report

2016 saw the first full year implementation of the FYRC 3 year strategy, focusing on the provision of essential Youth Services to young people in the Finglas area.

The FYRC successfully hosted an Exchange of 40 young people from Georgia, Romania, Italy and Finglas offering all who participated, new learning opportunities in cross cultural education. We envisage further development of this programme throughout 2017 and hope to support young people from Finglas to participate in overseas exchange opportunities.

The FYRC also worked throughout 2016 to further develop our data collection in order to strengthen our understanding of youth needs, successful programmes and most importantly outcomes achieved with our participants. This work will be further developed in 2017 to ensure that programmes are focussed on the core developmental areas identified in our strategic plan.

The staff team in the centre undertook a range of training including "Safe Talk" and Children First to ensure compliance with child protection requirements and enhanced staff knowledge.

The FYRC, as normal, worked in conjunction with DCC in the running of successful well attended key annual events such as St Patrick's Day and Halloween. These events focus on positive community celebrations and are available to all families in Finglas.

I wish to acknowledge the continued support and commitment to good Governance of the FYRC volunteer Board members and thank each of them for their time, dedication and professional inputs and involvement.

I also wish to acknowledge the work of the centre management, all staff members, volunteers and supporters, without whom there would not be the innovative and creative programmes available.

Most importantly I wish to thank and acknowledge the young people who continue to respect and utilise the Centre for their personal and social development. The centre belongs to the young people and it is important that we continue to focus on youth participation and their vision as future leaders in our community.

Leslie Ann Scott

Chairperson FYRC

Project Leader Report

Mission

The Finglas Youth Resource Centre strives to empower young people by providing them with opportunities to learn and grow and become positive active citizens in their own community.



Vision

A centre where young people are heard, valued and supported in reaching their full potential



Youth Work Highlights in 2016

This year has been a year of adventures for the service where we have taken new opportunities and formed new relationships. The highlights of the year were many and include big projects such as hosting an international European exchange. Of equal importance was watching the progression of young people who through their engagement with their youth workers built relationships and confidence through personal development and having a positive social space to make new friends and try new things.



The variety of programmes delivered and groups facilitated at the FYRC is broad as our age parameters are young people aged from 10 to 24 years of age and to include young people from the entire geographic area of Finglas. As well as many after schools and activity focused groups especially for the younger age groups, a lot of the programme of work centred around confidence building and personal development. This was one of the main themes in our Strategic Plan and continues to be the basis on which most programme are developed. The programme of work links directly with Better Outcomes Brighter Futures National Youth Strategy and reflects the 5 National Outcomes in young people's learning.



Among the many issues faced by young people, youth mental health, social media use and personal safety were a common theme among a lot of groups. In spring 2016, a young women's group took part in a 12 week mental health awareness programme and took part in 'Darkness into Light' walk for suicide awareness. A young Traveller girls group made a short film about anti-smoking and entered it into the Irish Cancer Society national X-Hale competition.



We also hosted our first EVS volunteers who came from Estonia and Italy and they were able to share and educate their Irish counterparts on the opportunities that are possible through the Leargas Erasmus+ programme. Our older age groups have their own set of needs and in November we hosted in partnership with Dublin North West Area Partnership the first Apprenticeship Fair for the area. This event, attended by just over 600 young people from the entire Dublin North West Area gave them the opportunity to access information and opportunities available to them in a youth friendly and fun environment.



The FYRC continues to ensure inclusivity of needs and the special needs programme continues to engage young people with special needs such as dyspraxia, Asperger's and autism. The purpose of this programme is to offer these participants a positive social environment to mix with peers. A new LGBT+ group also started last September and is being slowly built to address needs and issues of young LGBT community members.



Next year will bring its own challenges and we look forward to building on relationships and programmes already started and finding new ways to explore the many issues that face young people in their lives. We will be building on our work with our European links that have been developed and focusing on mental health and positive wellbeing for young people. We look forward to the challenges that youth work brings and also the rewards of seeing young people progress in their personal learning towards adulthood.



Lynne O'Connor, Project Leader

Staff: The team is made up of a Project Leader, administrator, 6 full-time Youth Workers, two part-time Youth Workers and a Facilities Support person. We also have a number of volunteers and students throughout the year to compliment the service provision.

Facilities: The FYRC is a large purpose built youth service, with a drop-in area, kitchen, sports hall, workshops, courtyard, and offices.

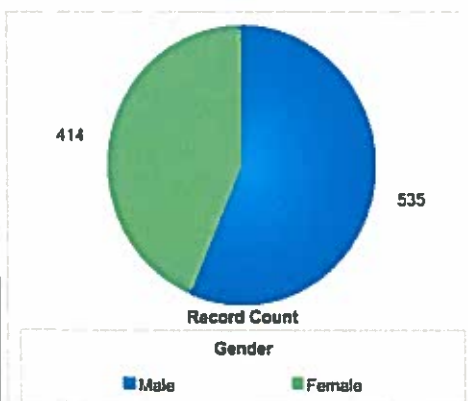
Thanks to a capital grant for the Department of Children & Youth Affairs in 2016, we purchased some new furniture and equipment for the Centre as well as repairs to the building, creating a better, safer space for all who come through our doors.

The resource was used in 2016 for community events such as The Finglas Halloween Festival, Positive Aging Week, 1916 Commemoration Events to name but a few.

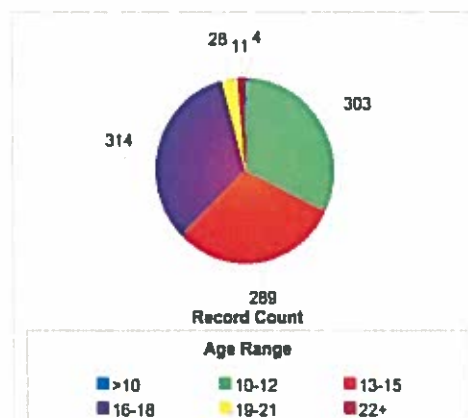
Service Users:

In 2016 the FYRC engaged with 949 young people between the ages of 10-24 years. We have a comprehensive database in place which not only includes the quantitative, but a record of all programmes carried out by the service. Below is a snapshot of our service users by age, gender and area profile for 2016.

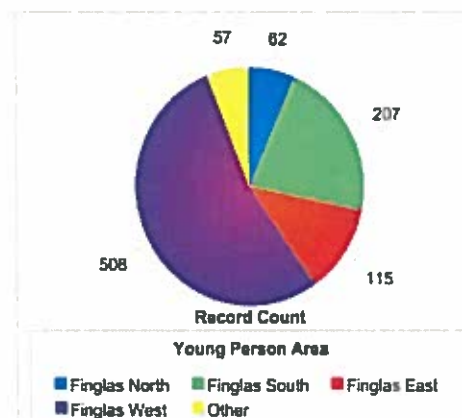
Attended in 2016 by Gender Profile



Attended in 2016 by Age Profile



Attended in 2016 by Area Profile



Financial Review of the Year

The principal source of the FYRCs income comes from CDYSB via The Young People's Facilities and Services Fund, Special Projects for Youth and Mainstream Local Drugs Task Force.

We also lease space in our facility to generate programmes and food funding for the following year. In this fund we also have €10,000 in reserves as a contingency fund.

As a charity, we aim to provide the highest quality service possible to the young people that we engage. In order for us to enhance services made available by our Government funding we request a small contribution from our services users for some of the more expensive trips they are brought on, however any young person can attend regardless of whether they can contribute or not. We also run music gigs throughout the year, performed and attended by young people in an effort to raise funding to maintain and upkeep our music equipment.

We source grants when necessary to provide special interest programmes outside of our budget.

Total income received from all sources in 2016 was €615,710 which was slightly higher than our 2015 due to a welcome increase in the DCYA funding of 2 ½ % and a capital grant of €11,578. We also received funding from Leargas of €46,811 for the provision of a Youth Exchange and an EVS programme.

Our total expenditure for the year was €600,943 resulting in a surplus to carry forward into 2016 of €14,767.

Salaries are paid in line with CDYSB rates and no employee benefits exceeded €70,000 in 2016.

To ensure that proper books and accounting records are kept in accordance with Section 282, Companies Act 2014, the directors have engaged appropriately qualified accounting personnel and have maintained appropriate computerised accounting systems. The book of accounts are located at the Companies premises on Mellows Road.

There were no political donations made in 2016

Statement of Trustees' Responsibilities

The trustees are responsible for preparing the financial statements in accordance with applicable Irish law and Generally Accepted Accounting Practice in Ireland including the accounting standards issued by the Financial Reporting Council

Company law requires the trustees as the directors to prepare financial statements for each financial year which give a true and fair view of the state of affairs of the charity and of the net income or expenditure of the charity for that year. In preparing these financial statements the trustees are required to:

- select suitable accounting policies and apply them consistently
- make judgements and estimates that are reasonable and prudent
- state whether the Charities SORP (updated January 2015) has been followed;
- prepare the financial statements on the going concern basis unless it is inappropriate to presume that the charity will continue in operation

The trustees confirm that they have complied with the above requirements in preparing the financial statements.

The trustees are responsible for keeping proper accounting records which disclose with reasonable accuracy at any time the financial position of the charity and to enable them to ensure that the financial statements are prepared in accordance with accounting standards generally accepted in Ireland and with Irish Statute comprising the Companies Act 2014, and all Regulations to be construed as one with those Acts. They are also responsible for safeguarding the assets of the charity and hence for taking reasonable steps for the prevention and detection of fraud and other irregularities.

In so far as the trustees are aware:


- there is no relevant audit information (information needed by the charity's auditor in connection with preparing the auditor's report) of which the charity's auditor is unaware, and
- the trustees have taken all the steps that they ought to have taken to make themselves aware of any relevant audit information and to establish that the charity's auditor is aware of that information



Leslie Ann Scott

Chairperson

Date 22/3/17



Helena Reilly

Company Secretary

Date 22/03/17

Independent Auditors Report

We have audited the financial statements of Finglas Youth Resource Centre Limited for the year ended 31 December 2016 which comprise the Statement of Financial Activities, the Summary Income and Expenditure Account, the Balance Sheet, the Cash Flow Statement, the Accounting Policies and the related notes. These financial statements have been prepared under the accounting policies set out therein.

This report is made solely to the charitable company's trustees, as a body, in accordance with Section 391 of the Companies Act 2014. Our audit work has been undertaken so that we might state to the charitable company's trustees those matters we are required to state to them in an auditor's report and for no other purpose. To the fullest extent permitted by law, we do not accept or assume responsibility to anyone other than the charitable company and the charitable company's trustees as a body, for our audit work, for this report, or for the opinions we have formed

Respective responsibilities of trustees and auditors

As described in the Statement of Trustees' Responsibilities, the charitable company's trustees are responsible for the preparation of the financial statements in accordance with applicable law and the accounting standards issued by the Financial Reporting Council (Generally Accepted Accounting Practice in Ireland).

Our responsibility is to audit the financial statements in accordance with relevant legal and regulatory requirements and International Standards on Auditing (UK and Ireland).

We report to you our opinion as to whether the financial statements give a true and fair view, in accordance with Generally Accepted Accounting Practice in Ireland, and are properly prepared in accordance with the Companies Act 2014. We state whether we have obtained all the information and explanations we consider necessary for the purposes of our audit and whether the financial statements are in agreement with the books of account. We also report to you our opinion as to:-

- whether the charitable company has kept proper books of account; and
- whether the Trustees' Annual Report is consistent with the financial statements.

We report to the members if, in our opinion, any information specified by law regarding trustees' remuneration and trustees' transactions is not given and, where practicable, include such information in our report.

We read the Trustees' Annual Report and consider the implications for our report if we become aware of any apparent misstatement within it.

Scope of the audit of the financial statements

An audit involves obtaining evidence about the amounts and disclosures in the financial statements sufficient to give reasonable assurance that the financial statements are free from material misstatement, whether by fraud or error. This includes an assessment of whether the accounting policies are appropriate to the charitable company's circumstances and have been consistently applied and adequately disclosed: the reasonableness of significant accounting estimates made by the trustees and the overall presentation of the financial statements. In addition, we read all the financial and non-financial information in the Trustees' Annual Report to identify material inconsistencies with the audited financial statements. If we become aware of any apparent material misstatements or inconsistencies we consider the implications for our report.

Basis of opinion

We conducted our audit in accordance with International Standards on Auditing (UK and Ireland) issued by the Auditing Practices Board. An audit includes examination, on a test basis, of evidence relevant to the amounts and disclosures in the financial statements. It also includes an assessment of the significant estimates and judgements made by the trustees in the preparation of the financial statements, and of whether the accounting policies are appropriate to the charitable company's circumstances, consistently applied and adequately disclosed

We planned and performed our audit so as to obtain all the information and explanations which we considered necessary in order to provide us with sufficient evidence to give reasonable assurance that the financial statements are free from material misstatement, whether caused by fraud or other irregularity or error

In forming our opinion we also evaluated the overall adequacy of the presentation of information in the financial statements.

We have undertaken the audit in accordance with the requirements of the APB Ethical Standards including the APB Ethical Standard, Provisions Available for Small Entities, in the circumstances set out in Note 2 to the financial statements.

Opinion

In our opinion the financial statements:

- give a true and fair view, in accordance with Generally Accepted Accounting Practice in Ireland, of the state of affairs of the charitable company as at 31 December 2016 and of its incoming resources and application of resources, including its income and expenditure, for the year then ended; and
- have been properly prepared in accordance with the requirements of the Companies Act 2014

We have obtained all the information and explanations that we consider necessary for the purposes of our audit. In our opinion proper books of account have been kept by the charitable company. The financial statements are in agreement with the books of account.

In our opinion the information given in the Trustees' Annual Report is consistent with the financial statements.



Declan Fitzgerald

For and on behalf of

BKRM CORPORATE SERVICES LTD

t/a BKRM Statutory Auditors & Business Consultants

81/-82 North Strand Road

Dublin 3

Ireland

Date:.....27/3/17.....

Statement of Financial Activities

Finglas Youth Resource Centre Company Limited by Guarantee

(A company limited by guarantee, not having a share capital)

STATEMENT OF FINANCIAL ACTIVITIES

for the year ended 31 December 2016

	Notes	Unrestricted Funds 2016 €	Restricted Funds 2016 €	Total 2016 €	Total 2015 €
Incoming Resources					
Charitable activities:					
Grants from charitable activities		23,409	578,613	602,022	563,227
Voluntary Income		-	-	-	722
Other incoming resources		13,688	-	13,688	11,799
Total incoming resources		37,097	578,613	615,710	575,748
Resources Expended					
Administration Costs		9,563	442,894	452,457	473,289
Utilities/maintenance		-	54,605	54,605	48,009
		9,563	497,499	507,062	521,298
Resources Expended on Charitable Activities					
Provision of programmes		31,046	49,056	80,102	33,273
Transport provision		-	10,418	10,418	10,700
Audit fees		-	2,276	2,276	1,845
Directors meetings		-	1,085	1,085	905
		31,046	62,835	93,881	46,723
Total Resources Expended	4	40,609	560,334	600,943	568,021
Net movement in funds for the year		(3,512)	18,279	14,767	7,727
Reconciliation of funds					
Balances brought forward at 1 January 2016		63,316	55,272	118,588	110,861
Balances carried forward at 31 December 2016		59,804	73,551	133,355	118,588

Summary Income and Expenditure

Finglas Youth Resource Centre Company Limited by Guarantee (A company limited by guarantee, not having a share capital)

SUMMARY INCOME AND EXPENDITURE ACCOUNT

for the year ended 31 December 2016

	Statement of Financial Activities	2016 €	2015 €
Gross income	Unrestricted funds	37,097	
	Restricted funds	578,613	
		615,710	575,748
Total income		615,710	575,748
Total expenditure		(600,943)	(568,021)
Net income/(expenditure)		14,767	7,727

The charitable company has no recognised gains or losses other than the surplus for the year. The results for the year have been calculated on the historical cost basis.

Balance Sheet

Finglas Youth Resource Centre Company Limited by Guarantee

(A company limited by guarantee, not having a share capital)

BALANCE SHEET


as at 31 December 2016

	Notes	2016 €	2015 €
Fixed Assets			
Tangible assets	8	66,116	62,750
Current Assets			
Debtors	9	1,225	737
Cash at bank and in hand		97,515	81,569
		98,740	82,306
Creditors: Amounts falling due within one year	10	(31,500)	(26,468)
Net Current Assets		67,240	55,838
Total Assets less Current Liabilities		133,356	118,588
Funds			
Restricted trust funds		75,219	55,272
Unrestricted designated funds		21,412	23,492
General fund (unrestricted)		36,725	39,824
Total funds	12	133,356	118,588

Approved by the board and authorised for issue on 22-3-17 and signed on its behalf by



 Leslie Ann Scott
 Trustee



 Helena Reilly
 Trustee

Cash Flow Statement

Finglas Youth Resource Centre Company Limited by Guarantee (A company limited by guarantee, not having a share capital)

CASH FLOW STATEMENT

for the year ended 31 December 2016

	Notes	2016 €	2015 €
Net cash inflow from operating activities	15	35,683	37,646
Capital expenditure	15	(19,737)	(29,630)
Movement in cash in the year		<u>15,946</u>	<u>8,016</u>
Reconciliation of net cash flow to movement in net funds (Note 15)			
Movement in cash in the year		15,946	8,016
Net funds at 1 January 2016		81,569	73,553
Net funds at 31 December 2016		<u>97,515</u>	<u>81,569</u>

Notes to the Financial Statements

Finglas Youth Resource Centre Company Limited by Guarantee

(A company limited by guarantee, not having a share capital)

NOTES TO THE FINANCIAL STATEMENTS

for the year ended 31 December 2016

1. Accounting Policies

Incoming Resources

Voluntary income or capital is included in the Statement of Financial Activities when the charitable company is legally entitled to it, its financial value can be quantified with reasonable certainty and there is reasonable certainty of its ultimate receipt. Entitlement to legacies is considered established when the charitable company has been notified of a distribution to be made by the executors. Income received in advance of due performance under a contract is accounted for as deferred income until earned. Grants for activities are recognised as income when the related conditions for legal entitlement have been met. All other income is accounted for on an accruals basis.

Resources Expended

All resources expended are accounted for on an accruals basis. Charitable activities include costs of services and grants, support costs and depreciation on related assets. Costs of generating funds similarly include fundraising activities. Non-staff costs not attributed to one category of activity are allocated or apportioned pro-rata to the staffing of the relevant service. Finance, HR, IT and administrative staff costs are directly attributable to individual activities by objective. Governance costs are those associated with constitutional and statutory requirements.

Tangible fixed assets and depreciation

Tangible fixed assets are stated at cost or at valuation, less accumulated depreciation. The charge to depreciation is calculated to write off the original cost or valuation of tangible fixed assets, less their estimated residual value, over their expected useful lives as follows:

Plant and machinery	- 15% Straight line
Fixtures, fittings and equipment	- 15% Straight line
Motor vehicles	- 25% Straight line
Computer equipment	- 25% Straight line

Taxation

Deferred tax is recognised in respect of all timing differences that have originated but not reversed at the balance sheet date where transactions or events have occurred at that date that will result in an obligation to pay more tax in the future, or a right to pay less tax in the future. Timing differences are temporary differences between the company's taxable income and its results as stated in the financial statements.

Deferred tax is measured on an undiscounted basis at the tax rates that are anticipated to apply in the periods in which the timing differences are expected to reverse, based on tax rates and laws that have been enacted or substantively enacted by the balance sheet date.

Finglas Youth Resource Centre Company Limited by Guarantee

(A company limited by guarantee, not having a share capital)

NOTES TO THE FINANCIAL STATEMENTS

for the year ended 31 December 2016

2. PROVISIONS AVAILABLE FOR SMALL ENTITIES

In common with many other charitable companies of our size and nature, we use our auditors to assist with the preparation of the financial statements.

3. NET INCOMING RESOURCES	2016	2015
	€	€
Net Incoming Resources are stated after charging/(crediting):		
Depreciation of tangible assets	16,371	23,143
	<u>16,371</u>	<u>23,143</u>

4. ANALYSIS OF RESOURCES EXPENDED

		Provision of programmes 2016	Transport provision 2016
		€	€
Other costs			
Courses and residences		-	-
Social, Educational and Development	1,517		
Creative Aesthetic Activities	715		
Youth Leadership & Development	910		
Projects	7,849		
Programme Food	4,743		
Health & Gender Specific	947		
Grant Specific Programme	2,310		
Leargas Exchange Group	32,706		
EVS	11,874		
Finglas Halloween Festival	<u>16,531</u>		
		80,102	-
Minibus Insurance	4,107		
Minibus Tax	1,188		
Minibus Repairs & Maintenance	2,580		
Minibus Diesel	2,086		
Toll Charges	<u>457</u>		
		-	10,418
		<u>80,102</u>	<u>10,418</u>
Governance Costs:		-	-
Totals		<u>80,102</u>	<u>10,418</u>

5. ANALYSIS OF RESOURCES EXPENDED AND RELATED INCOME FOR CHARITABLE ACTIVITIES

	Provision of programmes 2016 €	Transport provision 2016 €	Audit fees 2016 €	Directors meetings 2016 €	Total 2016 €	Total 2015 €
Charitable activities: Direct and other costs						
Costs	<u>(80,102)</u>	<u>(10,418)</u>	<u>(2,276)</u>	<u>(1,085)</u>	<u>(93,881)</u>	<u>(46,723)</u>

6. ANALYSIS OF SUPPORT AND GOVERNANCE COSTS

	Support 2016 Governance 2016 €	Basis of Apportionment
Directors meetings	1,085	
Audit Fees	2,276	
	<u>3,361</u>	
Total	<u>3,361</u>	

7. EMPLOYEES AND REMUNERATION

Number of employees

The average number of persons employed (including executive trustees) during the year was as follows:

	2016 Number	2015 Number
Ordinary	<u>11</u>	<u>12</u>
The staff costs comprise:	2016 €	2015 €
Wages and salaries	<u>424,390</u>	<u>440,071</u>

8. TANGIBLE FIXED ASSETS

	Plant and machinery	Fixtures, fittings and equipment	Motor vehicles	Computer equipment	Total
	€	€	€	€	€
Cost					
At 1 January 2016	69,608	192,440	53,751	73,180	388,979
Additions	4,929	11,437	-	3,371	19,737
At 31 December 2016	<u>74,537</u>	<u>203,877</u>	<u>53,751</u>	<u>76,551</u>	<u>408,716</u>
Depreciation					
At 1 January 2016	62,911	139,496	53,751	70,071	326,229
Charge for the year	5,696	8,471	-	2,204	16,371
At 31 December 2016	<u>68,607</u>	<u>147,967</u>	<u>53,751</u>	<u>72,275</u>	<u>342,600</u>
Net book value					
At 31 December 2016	<u>5,930</u>	<u>55,910</u>	<u>-</u>	<u>4,276</u>	<u>66,116</u>
At 31 December 2015	<u>6,697</u>	<u>52,944</u>	<u>-</u>	<u>3,109</u>	<u>62,750</u>

8.1 TANGIBLE FIXED ASSETS PRIOR YEAR

	Plant and machinery	Fixtures, fittings and equipment	Motor vehicles	Computer equipment	Total
	€	€	€	€	€
Cost					
At 1 January 2015	68,490	163,928	53,751	73,180	359,349
Additions	1,118	28,512	-	-	29,630
At 31 December 2015	<u>69,608</u>	<u>192,440</u>	<u>53,751</u>	<u>73,180</u>	<u>388,979</u>
Depreciation					
At 1 January 2015	60,184	124,391	49,876	68,635	303,086
Charge for the year	2,727	15,105	3,875	1,436	23,143
At 31 December 2015	<u>62,911</u>	<u>139,496</u>	<u>53,751</u>	<u>70,071</u>	<u>326,229</u>
Net book value					
At 31 December 2015	<u>6,697</u>	<u>52,944</u>	<u>-</u>	<u>3,109</u>	<u>62,750</u>
At 31 December 2014	<u>8,306</u>	<u>39,537</u>	<u>3,875</u>	<u>4,545</u>	<u>56,263</u>

Finglas Youth Resource Centre CLG Annual Report and Accounts 2016

9. DEBTORS	2016	2015
	€	€
Trade debtors	<u>1,225</u>	<u>737</u>

10. CREDITORS	2016	2015
Amounts falling due within one year	€	€
Trade creditors	2,042	15
Accruals	29,458	26,453
	<u>31,500</u>	<u>26,468</u>

11. ANALYSIS OF NET ASSETS BY FUND

	Fixed assets - charity use €	Current assets €	Current liabilities €	Total €
Restricted income				
YPFSF2 DCYA/CDYSB	12,312	55,452	(17,551)	50,213
SPY DCYA/CDYSB	1,787	-	(4,803)	(3,016)
LDTF DCYA/CDYSB	1,994	-	(2,631)	(637)
DCYA/CDYSB Capital Grant	7,020	-	-	7,020
				<u>53,580</u>
Dept. of Transport, Tourism & Sport Grant	14,695	10,050	-	24,745
Leargas	-	-	(3,106)	(3,106)
				<u>21,639</u>
	<u>37,808</u>	<u>65,502</u>	<u>(28,091)</u>	<u>75,219</u>
Unrestricted income				
Dublin City Council FHFC	15,000	6,411	-	21,411
Use of Centre	13,308	26,827	(3,410)	36,725
	<u>28,308</u>	<u>33,238</u>	<u>(1,546)</u>	<u>58,136</u>
	<u>66,116</u>	<u>98,740</u>	<u>(31,501)</u>	<u>133,355</u>

12. ANALYSIS OF MOVEMENTS ON FUNDS

	Balance 1 January 2016 €	Incoming resources €	Resources expended €	Balance 31 December 2016 €
Restricted income				
YPFSF2 DCYA/CDYSB	42,494	337,270	(279,394)	100,370
SPY DCYA/CDYSB	(6,727)	104,365	(144,282)	(46,644)
LDTF DCYA/CDYSB	96	78,589	(86,108)	(7,423)
DCYA/CDYSB Capital Grant	-	11,578	(4,301)	7,277
				<u>53,580</u>
Dept. of Transport, Tourism & Sport Grant	19,409	-	-	19,409
Leargas	-	46,810	(44,580)	2,230
				<u>21,639</u>
	<u>55,272</u>	<u>578,612</u>	<u>(558,665)</u>	<u>75,219</u>
Unrestricted income				
Dublin City Council FHFC	23,492	20,000	(21,571)	21,921
Use of Centre	39,824	17,097	(20,708)	36,213
	<u>63,316</u>	<u>37,097</u>	<u>(42,279)</u>	<u>58,134</u>
Total funds	<u><u>118,588</u></u>	<u><u>615,709</u></u>	<u><u>600,944</u></u>	<u><u>133,353</u></u>

15. CASH FLOW STATEMENT

15.1 Reconciliation of operating net movement in funds to net cash inflow from operating activities

	2016	2015
		€
Net movement in funds	14,768	7,727
Depreciation	16,371	23,143
Movement in debtors	(488)	1,432
Movement in creditors	5,032	5,344
Net cash inflow from operating activities	<u><u>35,683</u></u>	<u><u>37,646</u></u>

15.2 CASH FLOW STATEMENT

	2016	2015
	€	€
Capital expenditure		
Payments to acquire tangible assets	<u><u>(19,737)</u></u>	<u><u>(29,630)</u></u>

15.3 ANALYSIS OF CHANGES IN NET FUNDS

	Opening balance	Cash flows	Closing balance
	€	€	€
Cash at bank and in hand	81,569	15,946	97,515
Net funds	<u>81,569</u>	<u>15,946</u>	<u>97,515</u>

16. APPROVAL OF FINANCIAL STATEMENTS

The financial statements were approved and authorised for issue by the Board of Trustees on
22nd March 2017.....

FINGLAS YOUTH RESOURCE CENTRE COMPANY LIMITED BY GUARANTEE
(A company limited by guarantee, not having a share capital)

SUPPLEMENTARY INFORMATION

RELATING TO THE FINANCIAL STATEMENTS

FOR THE YEAR ENDED 31 DECEMBER 2016

NOT COVERED BY THE REPORT OF THE AUDITORS

**SUPPLEMENTARY INFORMATION RELATING TO THE FINANCIAL STATEMENTS
OPERATING STATEMENT**

for the year ended 31 December 2016

	Schedule	2016 €	2015 €
Income			
- YPSFS11/DCYA/CDYSB		337,270	329,045
- SPY/DCYA/CDYSB		104,365	101,819
- LDTF/DCYA/CDYSB		78,589	76,672
- Dublin City Council FHFC		20,000	20,460
- Dept of Transport, Tourism & Sport		-	15,231
- DCYA/CDYSB Sustainability grant		11,578	20,000
- Use of Centre		17,097	11,799
- Donations & Contributions		-	722
- Leargas		46,811	-
		<u>615,710</u>	<u>575,748</u>
Income		615,710	575,748
Charitable activities and other expenses	1	(600,942)	(568,021)
Net surplus		<u>14,768</u>	<u>7,727</u>

The supplementary information does not form part of the audited financial statements

Finglas Youth Resource Centre CLG
Supplementary Information Relating to the Financial Statements
for the Year ended 31 December 2016

YPFSF11 DCYA/CDYSB		
	2016	2015
Income	€	€
YPSFS11 DCYA/CDYSB	337,270	329,045
DCYA/CDYSB sustainability grant		20,000
	<u>337,270</u>	<u>349,045</u>
Expenditure		
Wages and Salaries	194,689	194,360
Training & Development	3,401	2,723
Management Expenses	6,929	6,917
Services Charges	2,932	2,980
Insurance	6,498	5,430
Programme	4,476	-
Light & heat	15,581	16,606
Repairs and maintenance	12,565	6,803
Printing, postage and stationery	3,671	1,532
Advertising/promotion	-	561
Telephone	3,795	4,336
Computer costs	3,689	3,118
Motor expenses	10,416	10,700
Travel expenses	246	153
Bank charges	427	414
Cleaning/housekeeping	1,829	1,955
Health and Safety	393	124
General expenses	770	419
Office and Centre Equipment	345	-
Security	498	616
Auditor's remuneration	2,276	1,845
Depreciation	3,967	7,074
	<u>279,393</u>	<u>268,666</u>
Net Surplus	<u>57,877</u>	<u>80,377</u>

The supplementary information does not form part of the audited financial statements

Finglas Youth Resource Centre CLG
 Supplementary Information Relating to the Financial Statements
 for the Year ended 31 December 2016

SPY DCYA/CDYSB		
Income	2016	2015
	€	€
SPY DCYA/CDYSB	104,365	101,819
	<u>104,365</u>	<u>101,819</u>
Expenditure		
Wages and Salaries	143,860	160,999
Depreciation	423	2,057
	<u>144,283</u>	<u>163,056</u>
net deficit	<u>(39,918)</u>	<u>(61,237)</u>

LDTF DCYA/CDYSB		
Income	2016	2015
	€	€
LDTF DCYA/CDYSB	78,589	76,672
	<u>78,589</u>	<u>76,672</u>
Expenditure		
Wages and Salaries	85,841	84,712
Depreciation	268	1,345
	<u>86,109</u>	<u>86,057</u>
net deficit	<u>(7,520)</u>	<u>(9,385)</u>

The supplementary information does not form part of the audited financial statements

Finglas Youth Resource Centre CLG
 Supplementary Information Relating to the Financial Statements
 for the Year ended 31 December 2016

DCYA Capital Grant		
Income	2016	2015
	€	€
DCYA Capital Grant 2016/17	11,578	-
	<u>11,578</u>	<u>-</u>
Expenditure		
Repairs and Maintenance	3,017	-
Depreciation	1,283	-
	<u>4,300</u>	<u>-</u>
net deficit	<u>7,278</u>	<u>-</u>

Dublin City Council Finglas Halloween Festival		
Income	2016	2015
	€	€
Dublin City Council FHFC	20,000	20,460
	<u>20,000</u>	<u>20,460</u>
Expenditure		
Finglas Halloween Festival Programme	16,532	19,038
Bank Charges	38	57
Depreciation	5,000	5,000
	<u>21,570</u>	<u>24,095</u>
net deficit	<u>(1,570)</u>	<u>(3,635)</u>

The supplementary information does not form part of the audited financial statements

Finglas Youth Resource Centre CLG
 Supplementary Information Relating to the Financial Statements
 for the Year ended 31 December 2016

Dept of Transport, Tourism & Sports		
Income	2016	2015
	€	€
Dept of Transport, Tourism & Sports Grant	<u> </u>	<u>15,231</u>
	<u> </u>	<u>15,231</u>
Expenditure		
Depreciation	<u>1,603</u>	<u>1,603</u>
	<u>1,603</u>	<u>1,603</u>
net surplus	<u>(1,603)</u>	<u>13,628</u>

Use of Centre		
Income	2016	2015
	€	€
Use of Centre	13,688	11,798
	<u>13,688</u>	<u>11,798</u>
Expenditure		
Bank Charges	131	98
General	380	98
Programme	7,461	7,844
Programme Food	4,743	5,265
Depreciation	3,762	5,997
Advertising Promotion		3,982
	<u>16,477</u>	<u>23,284</u>
net deficit	<u>(2,789)</u>	<u>(11,486)</u>

The supplementary information does not form part of the audited financial statements

Grants, donations and contributions		
Income	2016	2015
Grants, Donations & contributions	€	€
Finglas/Cabra Local Drugs Task Force	1,890	722
Dublin City Council Summer Project Grant	1,219	
Cancer Society Xhale	300	
Leargas	46,811	
	<u>50,221</u>	<u>722</u>
Expenditure		
Bank Charges	71	68
General	180	
Programme	46,890	1,126
Depreciation	66	66
	<u>47,207</u>	<u>1,260</u>
net surplus/(deficit)	3,014	(538)

The supplementary information does not form part of the audited financial statements